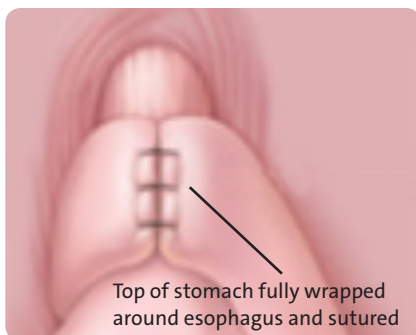
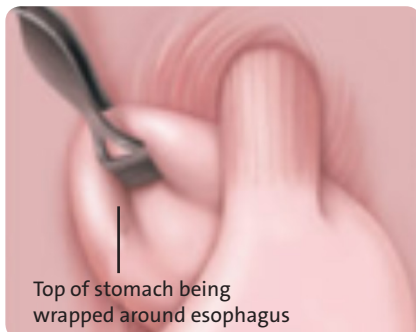
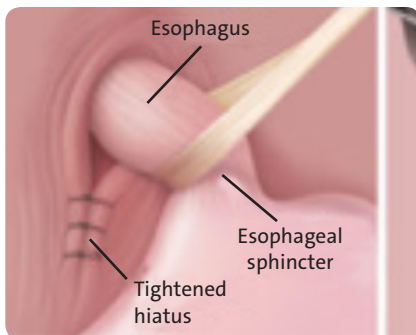


Laparoscopic Nissen Fundoplication



Nissen fundoplication

Laparoscopic Nissen Fundoplication is a surgical procedure intended to cure gastroesophageal reflux disease (GERD). Reflux disease is a disorder of the lower esophageal sphincter (the circular muscle at the base of the esophagus that serves as a barrier between the esophagus and stomach). When the LES malfunctions, acidic stomach contents are able to inappropriately reflux into the esophagus causing undesirable symptoms. The laparoscopic Nissen Fundoplication involves wrapping a small portion of the stomach around the junction between the esophagus and stomach to augment the function of the LES. The operation effectively cures GERD with recurrence rates ranging from 5-10 percent over the life of the patient. Patients who experience a recurrence can be treated medically or undergo a redo laparoscopic Nissen Fundoplication.

The most common postoperative side effect of a laparoscopic Nissen Fundoplication is gas bloating. A small percentage of patients (10-20 percent) will not be able to belch or vomit after surgery. Some patients may experience temporary difficult swallowing after surgery. Some patients may experience intermittent episodes of “dumping syndrome” due to Vagus nerve irritation or excessive acid production in the stomach.

Patients are typically on a modified diet for a few weeks after surgery to allow time for healing of the surgical repair and recovery of the function of the esophagus and stomach.